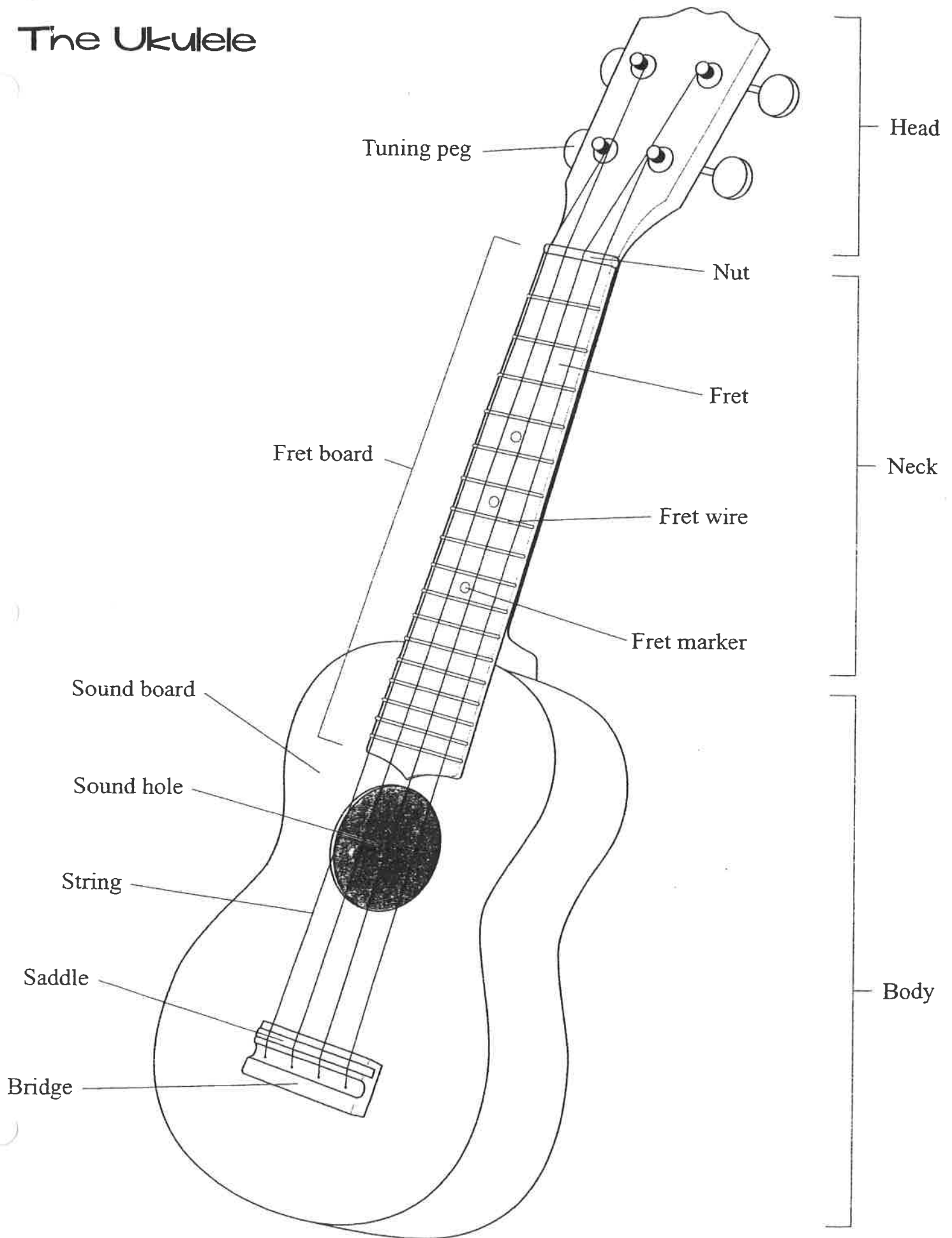


The Ukulele




Lesson 1: The Open Strings

The open strings of the ukulele are
g, c, e, and a.

4th	3rd	2nd	1st
g	c	e	a

The diagram shows a ukulele fretboard with four strings. The strings are labeled from top to bottom as 4th (g), 3rd (c), 2nd (e), and 1st (a). Below the fretboard is a musical staff with a treble clef. Four notes are written on the staff: g, c, e, and a. The note g is on the first line and has a vertical line through it and an asterisk below it. The note c is on the first space, e is on the second line, and a is on the second space. Dashed lines connect the string labels to their positions on the fretboard and to the corresponding notes on the staff.

Hold the ukulele flat against you. Use the cushion of your thumb to pick each string where the neck and the body of the ukulele meet.



* Can be tuned to "high g" or "low g." "Low g" tuning (which requires a thicker string)

UKULELE BASICS

HOW TO HOLD THE UKULELE:

Hold at about a 45 degree angle, vertically against your body.

The ukulele should be supported by your right arm and your left hand.

FINGERING

Your left thumb should be placed lightly on the back of the fretboard about 1-2 inches down from the nut.

Use the tips of the fingers to fret; fingers should be curved.

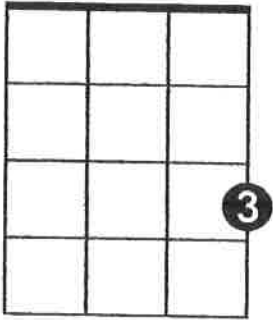
Place fingers between the frets – not on them.

CHORDS

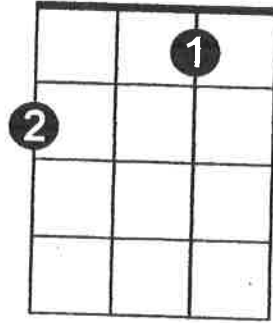
When learning chords, work on teaching your fingers the shapes. Do not build chords one finger at a time. Memorize chord shapes. Try not to look at your fingers.

Strum using the fleshy part of your right thumb.

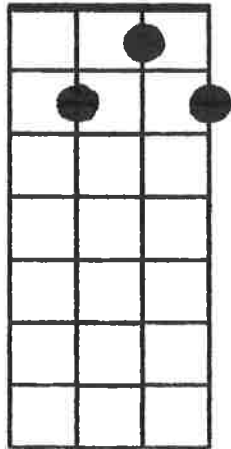
C



F



G⁷



ALL NIGHT LONG

F

All Night Long (all night long)

All Night Long (all night long)

C

All Night Long (all night long)

F

From Midnight on (from midnight on)

F

Down at the StationReady to go

C

If the train don't come somethings wrong on the road

F

F

if anyone asks you who wrote this song

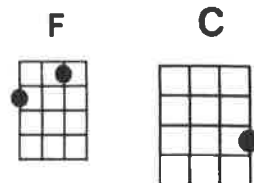
C

Tell them it was me..... and I'll sing it all night long

F

Starting note: 2

IKO IKO



F C-C
 My Grandma and your grandma live across the way.
 C F-F
 My grandma meet your grandma. This is what they say, Talk about

CHORUS:

F C-C
 Hey now (hey now) hey now (hey now) iko iko an day
 C F-F
 Joc-a-mo feeno ana nay Joc-a-mo fee na nay

F C-C
 Old man Moses sick in bed iko iko an day
 C F-F
 Saw the doctor, doctor said Joc-a-mo feena nay

CHORUS

F C-C
 Mama, mama turn and twist, Iko iko an day
 C F-F
 'Bet five dollars can't do this, Joc-a-mo feena nay

CHORUS

F C-C
 See that girl all dressed in green Iko iko an day
 C F-F
 She's no girl, she's a mermaid queen. Joc-a-mo feena nay

CHORUS

F C-C
 My spy boy see your spy boy sitting by the Bayou
 C F-F
 My spy boy see your spy boy gonna fix your chicken wire

CHORUS

F C-C
 We goin' down to Bedford town, Iko Iko ah- nay
 C F-F
 Sure get rowdy when the sun go down, Joc-a-mo-fee-nah-nay

CHORUS

F C-C
 My spot dog see your spot dog, sitting by the fire
 C F-F
 My spot dog told your spot dog, "gonna set your tail on fire"

CHORUS

KANSAS CITY

(simple ukulele version with optional C7 chord)

C (C7)

I'm goin' to Kansas city Kansas City here I come,

F C

I'm goin' to Kansas city Kansas City here I come,

G7 F C

they got some crazy ukulele there and I'm gonna get me one.

C (C7)

I'm gonna stand there on the corner..... of Twelth street and Vine

F C

I'm gonna stand there on the corner..... of Twelth street and Vine

G7 F C

with my crazy ukulele and my Kansas City song.

C

Well, I might take a train I might take a plane

(C7)

But if I have to walk I'm gonna get there just the same

F C

I'm goin' to Kansas city Kansas City here I come,

G7 F C

they got some crazy ukulele there and I'm gonna get me one.

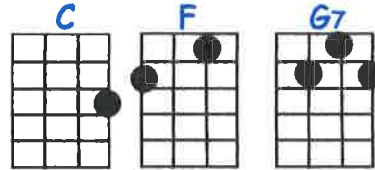
Starting note G

JAMAICA FAREWELL

INTRO: D7// G7// C/

Try this Strum pattern:
DOWN -DOWN -UP -UP- DOWN
Or
Create your own that matches
the beat

C F
Down the way where the nights are gay,
G7 C
And the sun shines daily on the mountaintop.
C F
I took a trip on a sailing ship,
G7 C
But when I reached Jamaica I made a stop.



Chorus:
C F
But I'm sad to say I'm on my way,
G7 C
Won't be back for many a day.
C F
My heart is down, my head is spinning around;
G7 C
I had to leave a little girl in Kingston town.

Open with chorus instrumental,
then to 1st verse.

2nd verse
[C] Sounds of laughter [F] everywhere,
And the [G7] dancing girls swing [C] to and fro.
I must declare my [F] heart is there,
Though I've [G7] been from Maine to [C] Mexico.

3rd verse
[C] Down at the market [F] you can hear,
Ladies [G7] cry out while on their [C] heads they bear,
Akkee rice, salt [F] fish are nice,
And the [G7] rum is good any [C] time of year.

Chorus x2

(revised 1-31-06)

REMIT@comcast.net

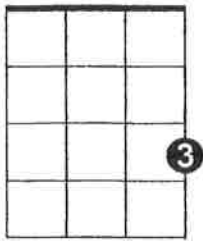
Beginner Lesson • Strum patterns

#1 - BASIC STRUM (4/4 TIME) (BALLAD)	D D D D / / / / 1 2 3 4
#2 - COMMON STRUM (BASIC ROCK)	D-U D-U D-U D-U / / / / 1-& 2-& 3-& 4-&
#3 - WALTZ TIME (3/4 TIME)	D D D / / / 1 2 3
#4 - WALTZ VARIATION	D D-U D / / / 1 2-& 3
#5 - MARCH/POLKA (2/4 TIME)	D D / / 1 2
#6 - NASHVILLE	D D-U D-U D-U / / / / 1 2-& 3-& 4-&
#7 - RAGTIME	D D-U D-U D / / / / 1 2-& 3-& 4

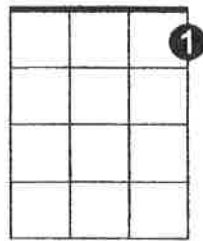
Strong accent normally occurs on the first beat. Syncopation happens when the accent is placed on beats that are normally weak.

Chord Chart

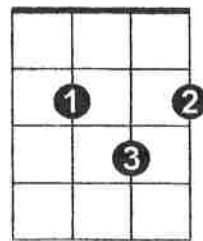
C



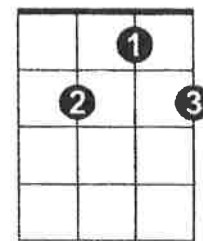
C⁷



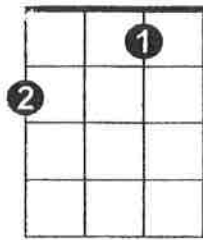
G



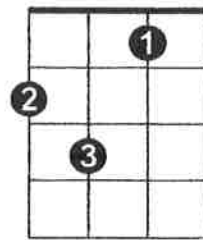
G⁷




F



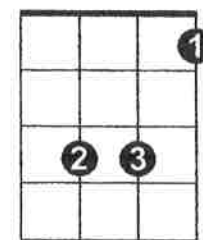
F⁷



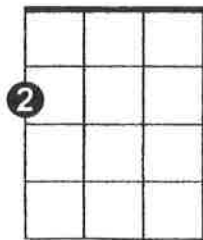
B^b



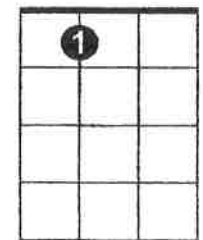
E^b



A^m



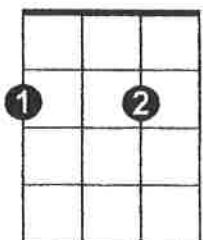
A⁷



D^m



D⁷



HERE ARE SOME UKE WEB SITES/ RESOURCES:

(info, resources, groups, music - some free, some not) - compiled by Suz Doyle 12/10

Doctor Uke -- <http://www.doctoruke.com/> (Dr. Jim Rosokoff, Glastonbury, CT) -- lots of free downloadable songs (words/ chords)

<http://www.jbott.com/>

www.alles-uke.de

<http://liveukulele.com/tabs/>

<http://www.ukulele-tabs.com/>

<http://www.ukuleles.com/MusicnChords/tyllchrd.html>

<http://www.ukulelesongs.com/>

Flea Market Music -- <http://www.fleamarketmusic.com/Default.asp>
-- registry of uke groups

Ukulele Hall of Fame Museum -- <http://ukulele.org/>

<http://www.alligatorboogaloo.com/uke/index.html>

<http://ukuleleguy.com>

London Uke Festival -- <http://londonukefestival.com/>

http://www.kauairainbow.com/Ukulele/Uke%20Home/uke_home.html

http://www.kauairainbow.com/Ukulele/See_You/see_you.html

http://www.nuiukulele.org/uke_web_site_of_the_month.htm

Songs -- <http://www.jbott.com/index.html>

<http://www.ukuleleintheclassroom.com/>

Uke chord charts -- <http://www.ukuke.pwp.blueyonder.co.uk/chords.htm>

Uke Chordfinder -- <http://www.ukulele.nl/>

MOVIES:

ROCK THAT UKE -- <http://rockthatuke.com/>

Mighty Uke -- movie

OTHER UKE GROUPS

<http://ukulele.meetup.com/>

Portland Uke Ass: <http://home.teleport.com/~pua/>

LINK TO UKE CLUBS: <http://home.teleport.com/~pua/links.htm>

Beaverton -- http://launch.groups.yahoo.com/group/west_side_uke/

SALEM -- <http://salemukes.com/>

EUGENE -- <http://www.brookadams.com/ukulaney.html>

BOISE< ID -- <http://www.boiseukulelegroup.com/>

SEATTLE -- <http://www.seattleukulele.org/>

